

Baldwin School Council Meeting Notes

Tuesday, February 27, 2024

Attendees

Parents: Lauren Budd, Caitlin Dube, Serena Facchinetti, Kate Flaim, Matt Meyerson, Eugenia Schraa Huh, C.A. Webb, Josh White

Staff: Heidi Cook, Corianne LaBounty, Sara Oliveira, Elyzabeth Perales, Susan Tiersch

Public Comment

A parent raised concern about the security of the building when an outside group uses the building. Concerned about the afterschool students.

There are outside groups who rent the building, usually after 6:00 p.m. A building request is submitted by the group to the facilities department. The Facilities Departments handles the approval process. This then becomes a 'detail' for our custodial staff. Most of the groups using the building are school groups, like cheerleading or soccer, but at times there are also other groups. The custodial staff manages the rental and the safety of the building. The Sacramento Street door is used. Teachers have found their rooms locked after evening details, locked by the custodians.

A parent had a request that there be a brief 10-20 minute phone call to walk a parent/caregiver through what to expect at an initial IEP meeting. The IEP meeting was organized, well prepared and very well staffed, but as a parent new to the process, it was confusing and overwhelming. An introduction of what to expect may have made it less daunting.

School Climate Survey Data Review

- Overview

The company Panorama runs surveys and has nationally normed questions. The district has used this company in the past. In December, the district rolled out the survey for families, for staff, and for students in grades 3 - 12. The district was aiming for a 50% response rate from families. They received a 68% response rate which is very high. Students took the survey during library time. Staff was given time during a staff meeting to take the survey.

- Big Picture Results

The feedback from families/caregivers, students (grades 3 - 5) and staff is shown below (table for each) showing favorable percentage responses, how Baldwin compares to the district, and where Baldwin falls compared to other schools nationally.

Families/Caregivers Responses










Cambridge Public Schools Family/Caregiver Climate Survey 2023

What feedback did family members have for their school?

Family Survey

195 responses | [show breakdown](#)

 Save as PDF ✓










Topic	⇅ Percent Favorable ?	Compared to ? Cambridge Public Schools ⇅	Compared to ? others nationally ⇅
Barriers to Engagement ⓘ	87% 	+7	 60th-79th percentile
School Climate ⓘ	87% 	+14	 80th-99th percentile
School Fit ⓘ	81% 	+15	 80th-99th percentile

Student (grades 3-5) Responses

Grades 3-5

109 responses | [show breakdown](#)

 Save

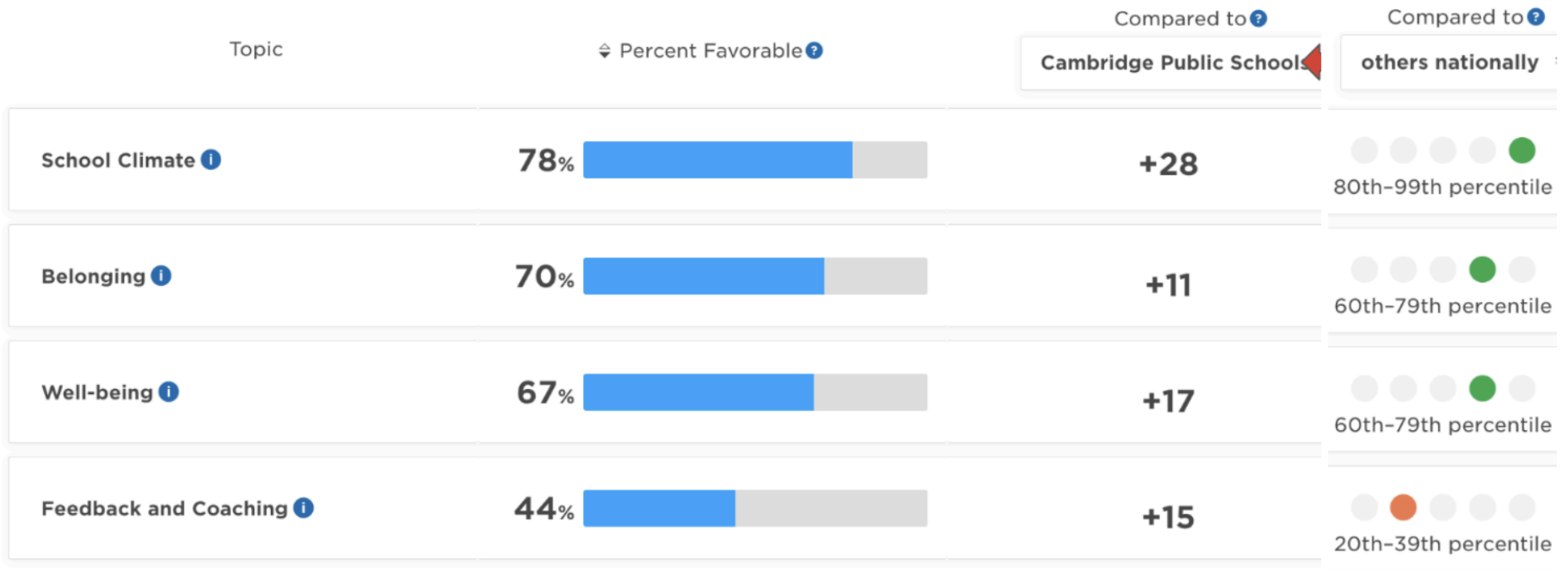
Topic	Percent Favorable	Compared to Cambridge Public Schools	Compared to others nationally
School Belonging ⓘ	76% 	+12 	 80th-99th percentile
School Rigorous Expectations ⓘ	76% 	+3	 60th-79th percentile
School Climate ⓘ	67% 	+9	 40th-59th percentile
Valuing of School ⓘ	67% 	+4	 60th-79th percentile

Staff Responses

Staff Survey

47 responses | [show breakdown](#)

 Save as



- Conversation on Observations

- *What do we see?*

Many areas showing 90% or higher which is amazing.

Overwhelmingly positive results.

Noticed in the student survey the question about the behavior of other students and the impact.

There was no place to evaluate the district as a whole.

- *What Now? What action should we take to build on strengths?*

Looking at the student responses, respect from other students would be a good thing to dig into.

Question on rigor in the student survey (“At your school, how much does the behavior of other students help or hurt your learning?”) may be students who need support. Is there an appropriate level of rigor may have been a better question.

91% favorable in family survey, however, there are some who are not satisfied. Are they concerned about raising concerns? How can we help?

For feedback for future surveys, maybe more questions around academics. Yes, we want the kids to be happy at school, but should be concerned about academics.

Should we as a school craft a survey for families and students to take at the end of the year that sends the signal, we'd love your feedback — it's a way to learn how to continually improve. Should we include 5th grade students in creating questions.

Next meeting: *Tuesday, March 19* at 8:00 a.m.

Agenda: We will take a deeper dive of the survey results data including qualitative data and demographic data.